


EXPRESS
depuis 1905






TITAN'EXPRESS





- F** Composez votre chalumeau.
- GB** Make up your own torch.
- D** Erstellen Sie Ihre eigenen Brenner.
- I** Comporre il proprio cannello.
- E** Componer su propia lanza.
- S** Skapa din egen brännare.
- DK** Opret din egen brænder.
- NL** Stel uw eigen brander same.



4730

- F** Pied inox réglable, acier inoxydable.
- GB** Adjustable stainless steel foot, stainless steel.
- D** Verstellbarer Fuß, rostfrei.
- I** Supporto inox regolabile, acciaio inossidabile.
- E** Pie de acero inoxidable ajustable, acero inoxidable.
- S** Reglerbar fot i rostfritt.
- DK** Regulerbar stålfod, rustfrit stål.
- NL** Regelbare roestvrij stalen voet, roestvrij staal.



- F** N'utiliser que dans des locaux suffisamment aérés.
- GB** Only use in sufficiently ventilated areas.
- D** Nur in ausreichend belüfteten Bereichen verwenden.
- I** Utilizzare solo in locali ben aerati.
- E** Sólo utilizar en locales suficientemente ventilados.
- S** Använd endast i lokaler med tillräcklig ventilation.
- DK** Må kun anvendes i godt ventilerede lokaler.
- NL** Uitsluitend gebruiken in goed geventileerde ruimten.

Guilbert Express

33 avenue du Maréchal de Lattre de Tassigny
F - 94127 FONTENAY-SOUS-BOIS Cedex

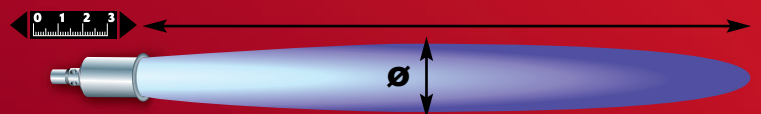
info@express.fr

www.express.fr


32990 a




	50T		100T		150T	
Ø	50 mm	1,96 in	60 mm	2,36 in	70 mm	2,75 in
⚖ (g)	90,5		92,5		122	
Propan	1,5 - 4 bar	21 - 58 psi	1,5 - 4 bar	21 - 58 psi	1,5 - 4 bar	21 - 58 psi
g/h (4 bar)	3 911		7 394		10 864	
kW (4 bar)	54		102		150	
BTU (4 bar)	184 157		348 172		511 547	



	50T		100T		150T	
0 1 2 3	650 mm	25,60 in	800 mm	31,50 in	1000 mm	39,37 in
Ø	110 mm	4,33 in	120 mm	4,72 in	130 mm	5,11 in



	L 600		L 400		L 200	
0 1 2 3	600 mm	23,62 in	400 mm	15,74 in	130 mm	5,11 in
⚖ (g)	252		196,5		122	



620 plastic

640 metal



	963/5		963/10		963/20S	
0 1 2 3	5 m	16,40 ft	10 m	33 ft	20 m	65,61 ft



684

4b



686

2b > 4b



EXPRESS
depuis 1905



STAINLESS
STEEL'EXPRESS





- F** Composez votre chalumeau.
- GB** Make up your own torch.
- D** Erstellen Sie Ihre eigenen Brenner.
- I** Comporre il proprio cannello.
- E** Componer su propia lanza.
- S** Skapa din egen brännare.
- DK** Opret din egen brænder.
- NL** Stel uw eigen brander same.



4730

- F** Pied inox réglable, acier inoxydable.
- GB** Adjustable stainless steel foot, stainless steel.
- D** Verstellbarer Fuß, rostfrei.
- I** Supporto inox regolabile, acciaio inossidabile.
- E** Pie de acero inoxidable ajustable, acero inoxidable.
- S** Reglerbar fot i rostfritt.
- DK** Regulérbar stålfod, rustfrit stål.
- NL** Regelbare roestvrij stalen voet, roestvrij staal.



- F** N'utiliser que dans des locaux suffisamment aérés.
- GB** Only use in sufficiently ventilated areas.
- D** Nur in ausreichend belüfteten Bereichen verwenden.
- I** Utilizzare solo in locali ben aerati.
- E** Sólo utilizar en locales suficientemente ventilados.
- S** Använd endast i lokaler med tillräcklig ventilation.
- DK** Må kun anvendes i godt ventilerede lokaler.
- NL** Uitsluitend gebruiken in goed geventileerde ruimten.

Guilbert Express

33 avenue du Maréchal de Lattre de Tassigny
F - 94127 FONTENAY-SOUS-BOIS Cedex

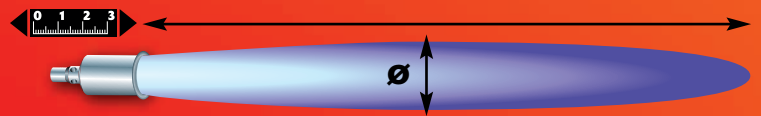
info@express.fr

www.express.fr


32991 a



	35S		50S		100S	
\varnothing	40 mm	1,57 in	50 mm	1,96 in	60 mm	2,36 in
(g)	111,5		146,5		193,5	
Propan	1,5 - 4 bar	21 - 58 psi	1,5 - 4 bar	21 - 58 psi	1,5 - 4 bar	21 - 58 psi
g/h (4 bar)	2 716		3 911		7 394	
kW (4 bar)	37		54		102	
BTU (4 bar)	127 887		184 157		348 172	



	35S		50S		100S	
	550 mm	21,65 in	650 mm	25,59 in	800 mm	31,49 in
\varnothing	95 mm	3,74 in	110 mm	4,33 in	120 mm	4,72 in



	L 600		L 400		L 200	
	600 mm	23,62 in	400 mm	15,74 in	130 mm	5,11 in
(g)	252		196,5		122	



620 plastic

640 metal



	963/5		963/10		963/20S	
	5 m	16,40 ft	10 m	33 ft	20 m	65,61 ft



684

4b



686

2b > 4b

